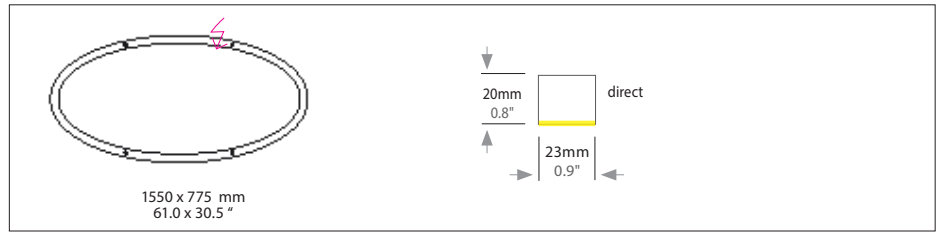


SLIM ELLIPSE DIRECT

Housing: Aluminium profile with integrated opal diffuser
Design: SATTLER



Size: L x W x H mm	Inches	LED Watt	Lumen ¹⁾	Weight ²⁾ kg/lbs	Item No.	LED	Dimming	LED	Finish	Power supply cable	Mounting version	
1550 x 775 x 20	61.0 x 30.5 x 0.8	70	4.107	6 / 13.2	738.	X X.	X X.	X X.	X X.	X X X.	X	
LED CRI > 90 Mac Adam 3 SELV L80 B10 100.000 h		Standard: Warm-white	3000 K	X X X.	30.	X X.	X X.	X X.	X X X.	X		
		Optional: Neutral-white	4000 K	X X X.	40.	X X.	X X.	X X.	X X X.	X		
		Optional: Extra warm-white	2700 K	X X X.	27.	X X.	X X.	X X.	X X X.	X		
		RGB colour control* *only in combination with dimming DALI, CASAMBI		X X X.	60.	X X.	00.	X X.	X X X.	X		
Dimming		Standard: Without Dimmer		X X X.	X X.	01.	00.	X X.	X X X.	X		
		Optional: 0-10 DALI		X X X.	X X.	51.	00.	X X.	X X X.	X		
		Optional: CASAMBI		X X X.	X X.	81.	00.	X X.	X X X.	X		
Finish	Standard: 12 white, powder coated, similar RAL 9003	Optional (Powder coated):				X X X.	X X.	X X.	X X.	X X X.	X	
		11 white, similar RAL 9010	10 black fine textured	30 anthracite fine textured	33 sand silver fine textured							34 bronze satined
		35 gold	36 brass	37 bronze fine textured	38 copper							
		Optional (Premium):				X X X.	X X.	X X.	X X.	X X X.	X	
22 aluminium polished	27 brush-finished aluminium	66 bronze anodised brushed	65 champ. gold anodised brushed	XX Custom finish								
Power supply cable	Standard: 000 Without power cable Optional: Current-carrying F, R, T, K	Z 70 Silver	Z 71 white	Z 72 grey	Z 73 black	X X X.	X X.	X X.	X X.	X X.	X	
		Z 74 orange	Z 75 red	Z 76 green								



Handcrafted in Germany, certified quality



Conforms to UL-STD 1598 Certified to CSA-STD C22.2 No.250.0-08



IP 50 Protective rating of luminaire



Direct light distribution



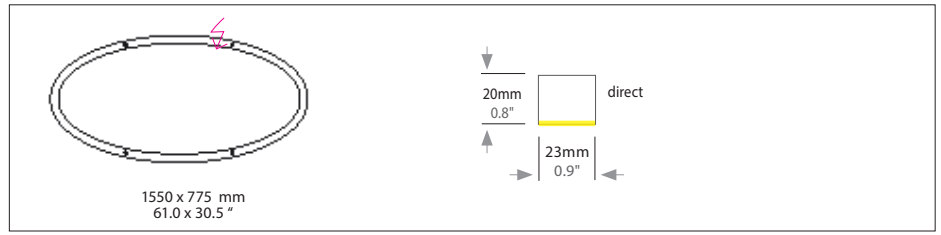
Protection class III: only suitable for very low voltage supply (<50V)



Luminaires are suitable for mounting on ordinary flammable materials, which have an inflammation point of at least 200° C. / 392° F.

SLIM ELLIPSE DIRECT

Housing: Elliptical aluminium profile with integrated opal diffuser
Design: SATTLER



Mounting version

 A	 B	 E	 F	 R	 S
 T	 G	 K			

Item No.	LED	Dimming	LED	Finish	Power supply cable	Mounting version
X X X.	X X.	X X.	X X.	X X.	X X X	.

Complete order number

---	---	---	---	---	---	---
-----	-----	-----	-----	-----	-----	-----

A, B, G, R, K = Distance of external power supply unit to light fixture max. 10m / 394".
S, T, K, E, F = Minimum suspension height half the diameter of light fixture, maximum suspension height two times diameter of light fixture
Including steel cable suspension Version F,R 3000mm/118" version S,T 5000 + 3000mm / 197"+118" and/or power supply cable 5000mm/197"

Power supply unit:		For use with Mounting version	Protective rating
	Type / Size mm / inch L x W x H DE 1F 363 x 143 x 56 mm / 14.2 x 5.6 x 2.2"	A,G,R,K	IP 20

Canopy:		For use with Mounting version	Protective rating
	Type / Size mm / inch Ø cover plate / body / H DB 290 Ø 290 / 260 / 60 mm / 11.4 x 10.2 / 2.3"	B, E, F	IP 20
	PB 375 Ø 90 H 375 mm / 3.5 x 14.8"	S, T	IP 20

Colour: 12 white, similar RAL 9003, contact factory for other finishes
USA/Canada: Canopy mounts to 4" octagonal junction box.

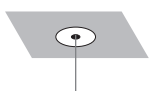
Input voltage for all external power supply units and canopy is 220-240 VAC 50-60 Hz

Optional



CASAMBI wall-switch 207. 00. 00. 00. 12. (white)
207. 00. 00. 00. 10. (black)

Casambi wall-switch is a wireless user interface that can be configured via the Casambi app. The four target buttons can control a scene or an animation of the user's choice or simply one luminaire, one luminaire group or all lights together if so desired. Up to 4 groups may be separately programmed. It comes with a wall mounting plate. The switch may be also used on its own as it is attached to the wall plate using magnets.



Power cable cover plate for mounting version A, G 200. 00. 00. 00. 12. (white)

Consisting of a cavity ceiling box with 80mm round metal cover. Applicable to mounting version A., G.

--	--	--	--	--	--