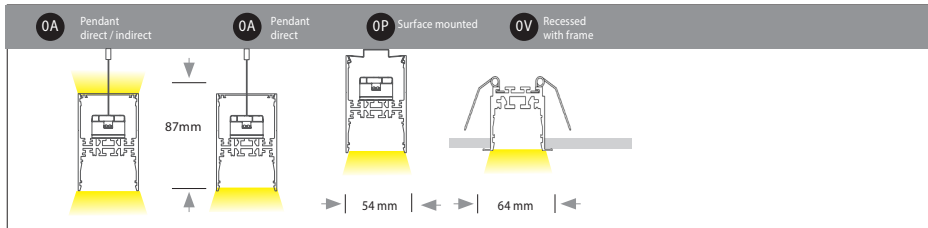












PALADIO LENS 54

Housing: Aluminium profile with integrated lens reflector and power supply
Design: SATTLER



L* x W x H mm	Wattage direct / indirect	Lumen direct / indirect	Lumen / W direct / indirect	Weight kg	Item No.	Mounting version	Colour	LED direct		LED indirect		Dimming	Power supply cable
System luminaire 	1130 x 35 x 70	16 / -	2.176 / -	136 / -	3,4	2270.	X X.	X X.	X X.	X X.	X X.	X X.	X X X.
	2250	32 / 32	4.352 / 2.970	136 / 93	9,4	2272.	X X.	X X.	X X.	X X.	X X.	X X.	X X X.
	3370	48 / 48	6.528 / 4.460	136 / 93	14,4	2274.	X X.	X X.	X X.	X X.	X X.	X X.	X X X.
End caps, power supply cables and PALADIO CONNECT 2 elements to be ordered separately, see page 2	1410	24 / 16	3.260 / 1.485	136 / 93	5,2	2271.	X X.	X X.	X X.	X X.	X X.	X X.	X X X.
	2810	48 / 32	6.530 / 2.970	136 / 93	11,9	2273.	X X.	X X.	X X.	X X.	X X.	X X.	X X X.
For a systematic light distribution see page 2 for length of light elements *additional 3mm per end cap													
Separate specification sheet for single luminaires													
Mounting version	  				X X X X.	---	X X.	X X.	X X.	X X.	X X.	X X.	X X X.
Finish	   			Optional	X X X X.	X X.	---	X X.	X X.	X X.	X X.	X X.	X X X.
LED direct				LED	Standard: Neutral-white 4000 K	X X X X.	X X.	X X.	40.	X X.	X X.	X X.	X X
	CRI > 90 MacAdam 3 L 80 B10 50.000 h Efficiency 90%			Optional: Extra Warm-white 2700 K Warm-white 3000 K Tunable white 2700 - 6500 K	X X X X. X X X X. X X X X.	X X. X X. X X.	X X. X X. X X.	27. 30. 80.	X X. X X. X X.	X X. X X. X X.	X X. X X. X X.	X X. X X. X X.	X X X. X X X. X X X.
	<input type="checkbox"/> SELV			DIFFUSER	Standard: Mini lens reflector 60° UGR <16	X X X X.	X X.	X X.	32.	X X.	X X.	X X.	X X X.
				Optional: Mini lens reflector 80°	X X X X.	X X.	X X.	33.	X X.	X X.	X X.	X X.	X X X.
LED indirect				LED	Standard: No indirect light output	X X X X.	X X.	X X.	X X.	X X.	00.	00.	X X X.
	Only available for mounting version 0A. Indirect light not continuous, see page 2 CRI > 90 MacAdam 3 L 80 B10 50.000 h			Optional: Neutral-white 4000 K Extra Warm-white 2700 K Warm-white 3000 K Tunable white 2700 - 6500 K* *Tunable white also necessary for direct side	X X X X. X X X X. X X X X. X X X X.	X X. X X. X X. X X.	X X. X X. X X. X X.	40. 27. 30. 80.	X X. X X. X X. X X.	X X. X X. X X. X X.	X X. X X. X X. X X.	X X X. X X X. X X X. X X X.	
	<input type="checkbox"/> SELV			DIFFUSER	Standard: Opal diffuser	X X X X.	X X.	X X.	X X.	X X.	99.	X X.	X X X.
Dimming	Standard: Dimmable to 1% via DALI-2, switch Dim				X X X X.	X X.	X X.	X X.	X X.	X X.	X X.	06.	X X X.
Mounting kit	Mounting version 0A 1500 mm steel cable suspension 3000 mm steel cable suspension				X X X X. X X X X.	X X. X X.	X X. X X.	X X. X X.	X X. X X.	X X. X X.	X X. X X.	X X. X X.	A15. A30.
	Mounting version 0P 0V mounting brackets included				X X X X.	X X.	X X.	X X.	X X.	X X.	X X.	X X.	000.

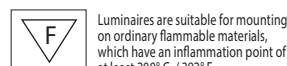
Please order power supply cable separately, see page 2

pieces:

complete order number:



---	--	--	--	--	--	--	06.	---
-----	----	----	----	----	----	----	-----	-----

















PALADIO LENS 54

SATTLER


SYSTEM LUMINAIRE

Housing: Aluminium profile with integrated lens reflector and power supply unit
 Design: SATTLER

Accessories






						Item No.	Quantity						
Connection box Surface mounted connection box + support of steel cable suspension 220 - 240 VAC/DALI  L: 70 mm W: 70 mm H: 30 mm	 12 white powder coated RAL 9003	 60 silver anodised	 62 black anodised	 65 champ. gold anodised	 66 bronze anodised	2002.00.00.00.00.12	_____						
						2002.00.00.00.00.60	_____						
						2002.00.00.00.00.62	_____						
						2002.00.00.00.00.65	_____						
						2002.00.00.00.00.66	_____						
						End caps for system luminaires Set of two (+6mm)	Surface mounted Pendant	 60 silver anodised	 62 black anodised	 65 champ. gold anodised	 66 bronze anodised	2235.00.00.00.00.60	_____
2235.00.00.00.00.62	_____												
2235.00.00.00.00.65	_____												
2235.00.00.00.00.66	_____												
Recessed	 60 silver anodised	 62 black anodised	 65 champ. gold anodised	 66 bronze anodised	2236.00.00.00.00.60							_____	
					2236.00.00.00.00.62							_____	
					2236.00.00.00.00.65		_____						
					2236.00.00.00.00.66		_____						
					Power supply cable		Power supply cable PVC transparent 1800 mm					2000.00.00.00.00.00	_____
							Power supply cable PVC transparent 3300 mm Wiring between connected system luminaire by 220-240 VAC / DALI connecting brackets.					2001.00.00.00.00.00	_____
Connector set Connector Set consists of components for mechanical, optical and electrical connection, see page 4	symmetrical diffuser PRISM LENS TRACK	Surface mounted					2237.0P.00.00.00.00	_____					
		Recessed					2238.0V.00.00.00.00	_____					
		Pendant				2239.0A.00.00.00.00	_____						

PALADIO CONNECT 2
Connection elements





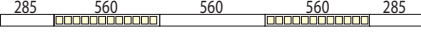









Please order PALADIO CONNECT 2 elements for system luminaires with separate specification sheet.

Connector Set

90° connector
120° connector
cross connector
T-connector
individual connector

Technical information

L x W x H mm	Item No.	System luminaires	
Direct side mini lens reflectors - illumination by segments			
	1130 x 54 x 87 mm	2270.	
	2250	2272.	
	3370	2274.	
	1410	2271.	
	2810	2273.	
Indirect side opal diffuser - illumination by segments			
	1130 x 54 x 87 mm	2270.	 no indirect light
	2250	2272.	
	3370	2274.	
	1410	2271.	
	2810	2273.	
Input voltage 220 - 240 VAC 50/60 Hz			
Maximum series connection		B 16A Circuit breaker (2,5 mm ²) luminaire size up to 3m = 14 pcs. from 3m = 7 pcs.	B 10A Circuit breaker (1,5 mm ²) luminaire size up to 3m = 8 pcs. from 3m = 4 pcs.
DALI programming			
The table on the right shows the amount of DALI addresses necessary per fixture			
		direct light only	direct / indirect light
1130	1410	2250	1
2810	3370	3930	2

PALADIO LENS 54

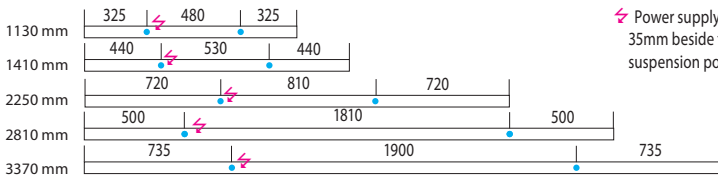
Mounting versions

0A - Pendant luminaire

- Suspended with height adjustable steel cables (1500 mm or 3000 mm), adjustment to be done on ceiling
- Recommended minimum distance to ceiling for luminaires with indirect light is 500 mm to achieve even illumination
- Power supply integrated in luminaire.
- Position of suspension points can be repositioned on-site if necessary (within limits, please check with our office)
- Power supply cable included for single luminaires
- Connection box optional

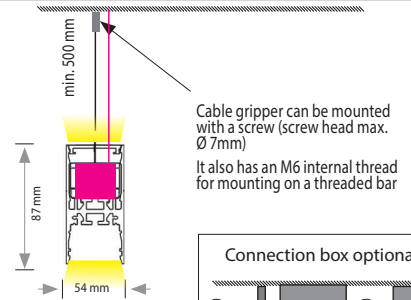
Suspension points

lengths without additional end caps

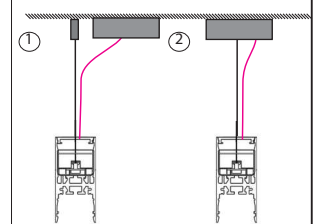


● Suspension points

⚡ Power supply cable always 35mm beside the suspension point



Connection box optional



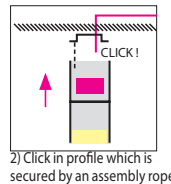
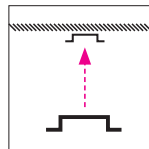
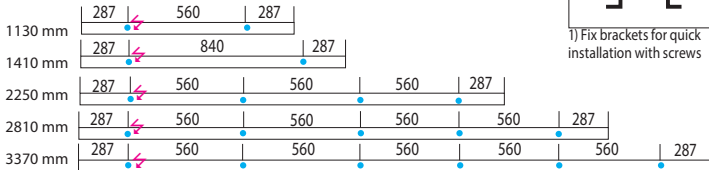
Dimensions in mm

0P - Surface mounted luminaire

- Surface mounting with mounting brackets
- Position of mounting brackets can be adjusted on-site if necessary (within limits, please check with our office)
- Power supply cable not included
- Power supply and terminal clamp integrated in luminaire
- Minimal distance to wall and other objects 50 mm
- Position of power supply outlet flexible

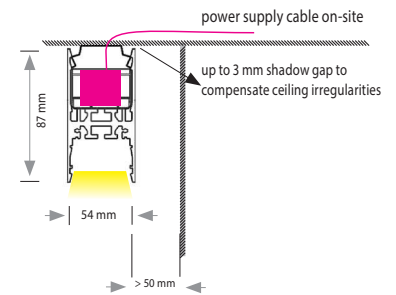
Fixation points - have to be equally distributed

lengths without additional end caps



● Fixation points

⚡ Power supply cable



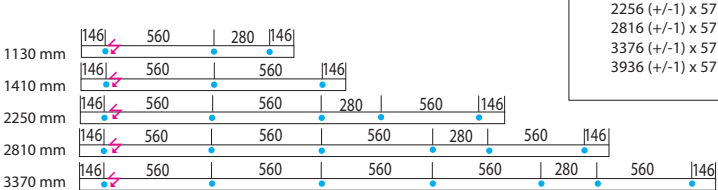
Dimensions in mm

0V - Recessed luminaire with frame

- Luminaire with springs for easy mounting in plasterboard ceiling
- Delivery with quick mounting plug (Adels AC 164/5) incl. 500 mm connection cable
- Up to ceiling thickness of 35 mm
- Fixation points can be adapted on-site if necessary (within limits, please check with our office)

Fixation points - have to be equally distributed

lengths without additional end caps

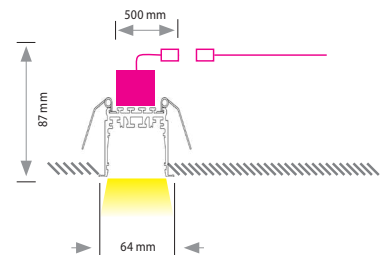


Ceiling cut-out dimensions in mm

- 1136 (+/-1) x 57 (+/-1)
- 1416 (+/-1) x 57 (+/-1)
- 2256 (+/-1) x 57 (+/-1)
- 2816 (+/-1) x 57 (+/-1)
- 3376 (+/-1) x 57 (+/-1)
- 3936 (+/-1) x 57 (+/-1)

● Fixation points

⚡ Power supply cable

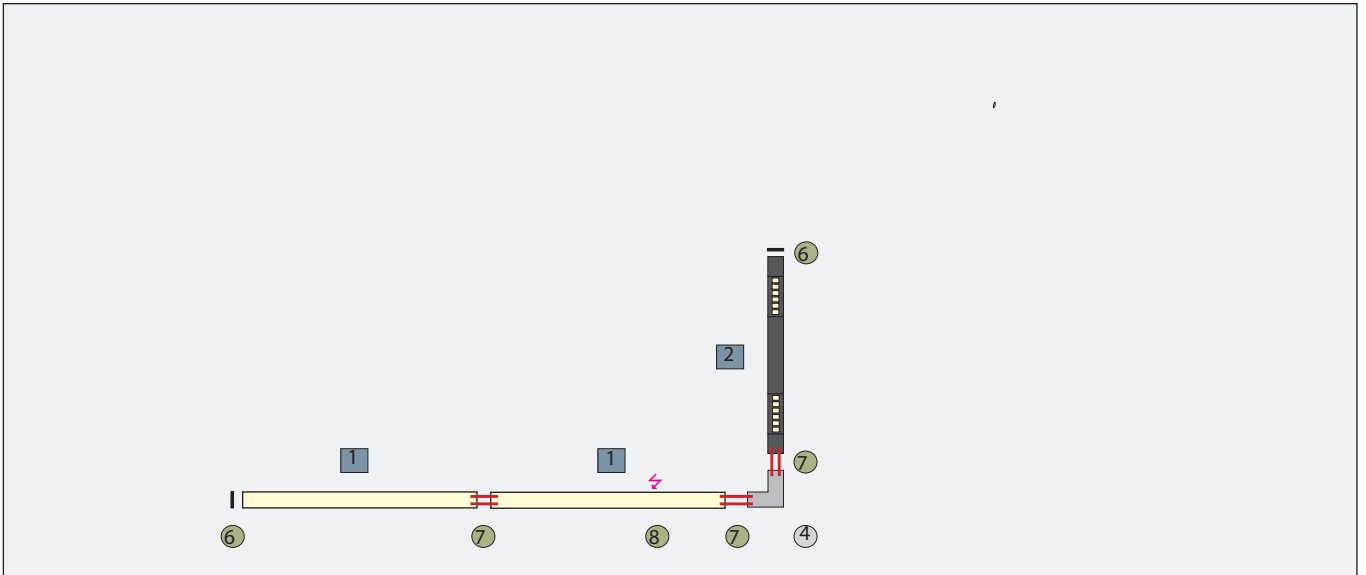


Dimensions in mm

PALADIO SYSTEM

ORDER EXAMPLE

The diverse components of the PALADIO series give you the possibility to create your individually designed PALADIO SYSTEM LUMINAIRE. The illustration below shows only one of the various possibilities offered by the PALADIO System.



Luminaires	
1	PRISM 1130 mm
2	LENS 1410 mm

Connectors	
4	90° connector

Accessories	
6	End caps
7	Connector Set (included)
8	Power supply cable